



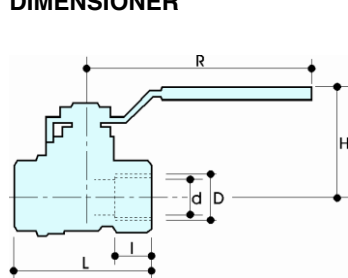
BESKRIVELSE

G51

Kraftig gaskuglehane med fuldt gennembløb.
Muffe x muffe. Gult stålgreb.

I henhold til EN 331 standard.

DIMENSIONER



D	1/4"	3/8"	1/2"	3/4"	1"	1 1/4"	1 1/2"	2"	2 1/2"	3"	4"
d	10	10	15	20	25	32	40	50	63	76	100
H	36	36	39	49	61	66	82	89	120	135	150
I	11.5	12	17	18	21.5	23.5	23.5	28	32	34.5	42
L	46	47	62	69	84	96	106	127	154	180	220
R	75	75	75	95	120	120	150	150	200	200	250
Ch	17	21	26	32	40	49	56	69	84	98	128
Acc. Type	1	1	1	2	3	3	4	4	5	5	6
PN	8	8	8	8	8	8	8	8	5	5	5
Gr. (g)	145	145	230	370	660	1000	1380	2220	3860	5940	11300

Dimensioner i **mm**. Alle gevind er i overensstemmelse med ISO 7 eller ISO 228 standarder.

MATERIALER

Ventilhus	Messing CW617N (DIN 50930 part.6) CuZn40Pb2
Kugle	Messing CW617N (DIN 50930 part.6) CuZn40Pb2 Krombelagt.
Spindel	Messing CW614N (DIN 50930 part.6) CuZn39Pb3
Pakdåse	Messing CW614N (DIN 50930 part.6) CuZn39Pb3
Pakninger	2 x PTFE
O-ringe	2 x NBR PTFE
Greb	Galvaniseret stål. PVC med print.

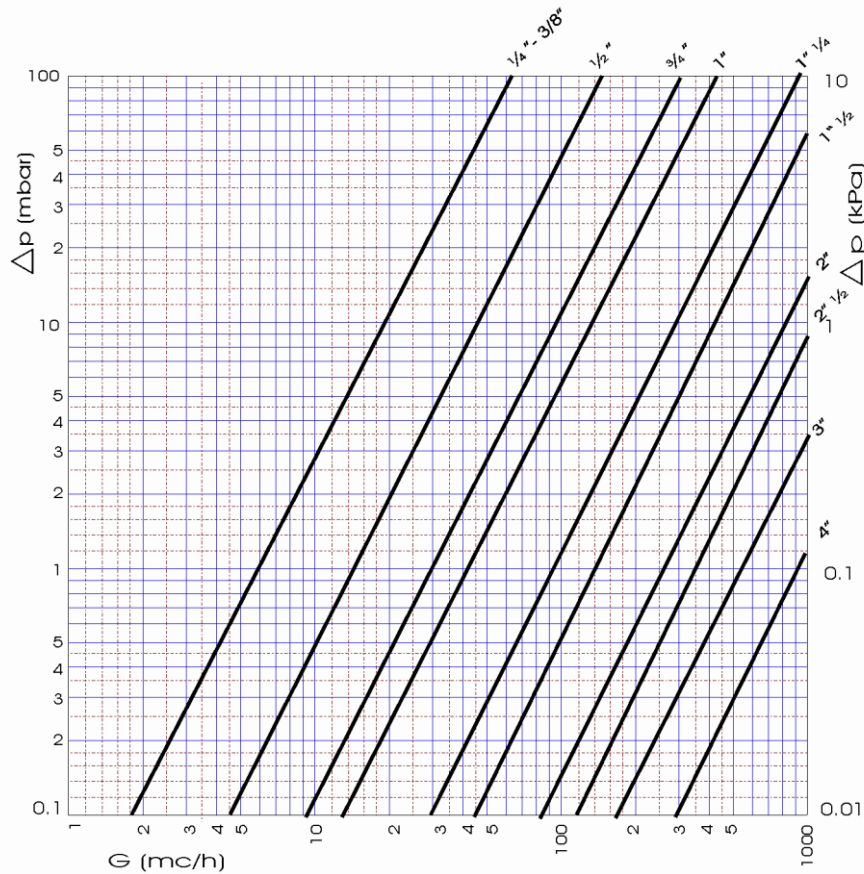
VARIANTER

G51	M x M, gult stålgreb
G51/1	M x N, gult stålgreb
G51/2	N x N, gult stålgreb

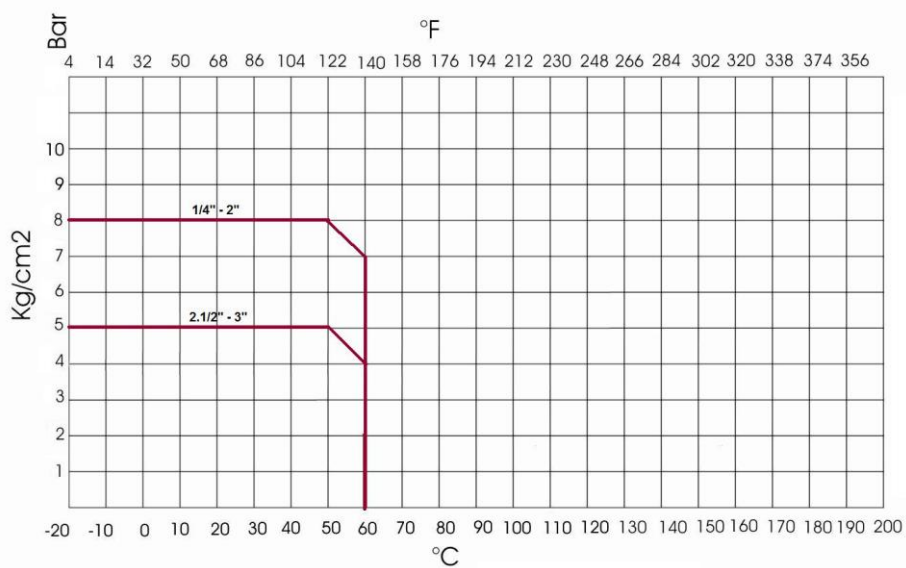
GREBSVARIANTER

G50	Gult aluminiumsgreb
G51	Gult stålgreb
G52	Gult T-greb

TRYKTABSDIAGRAM



ANBEFALET DRIFTSTEMPERATUR / MAKSIMALTRYK



Driftstemperatur - vidde: -20 + 60°C